



**eunethta**  
EUROPEAN NETWORK FOR HEALTH TECHNOLOGY ASSESSMENT

EUnetHTA Joint Action 3 WP4

**“Rolling Collaborative Review” of Covid-19 treatments**

**NAFAMOSTAT FOR THE TREATMENT OF COVID-19**

**Project ID: RCR05**  
Monitoring Report

**Version 3.0, October 2020**

Template version October 2020



This Rolling Collaborative Review Living Document is part of the project / joint action '724130 / EUnetHTA JA3' which has received funding from the European Union's Health Programme (2014-2020)

## DOCUMENT HISTORY AND CONTRIBUTORS

Version	Date	Description of changes
V 1.0	14/08/2020	First version, search includes grey literature and contacts with authors and trial investigators.
V 2.0	15/09/2020	Second version
V 3.0	15/10/2020	Third version

### Major changes from previous version

Chapter, page no.	Major changes from version 2.0
Tables with trials	<ul style="list-style-type: none"> <li>More trials, planned and ongoing, have been added</li> </ul>
Methods, Appendix	<p>The description of the search methods for observational and ongoing studies is expanded:</p> <ul style="list-style-type: none"> <li>Search methods are described in Table 6-1, Table 6-2 and Table 6-3.</li> <li>Three flow diagrams are added to describe the study selection process of randomized controlled trials (Appendix Figure 6-1); observational studies (Appendix Figure 6-2); and ongoing studies (Appendix Figure 6-3).</li> </ul>

### Disclaimer

The content of this “Rolling Collaborative Review” (RCR) represents a consolidated view based on the consensus within the Authoring Team; it cannot be considered to reflect the views of the European Network for Health Technology Assessment (EUnetHTA), EUnetHTA’s participating institutions, the European Commission and/or the Consumers, Health, Agriculture and Food Executive Agency or any other body of the European Union. The European Commission and the Agency do not accept any responsibility for use that may be made of the information it contains.

### Rolling Collaborative Review team

Author(s)	Belgian Health Care Knowledge Centre (KCE), Belgium
Co-Author(s)	Department of Epidemiology Lazio Regional Health Service (DEPLazio), Italy

## Further contributors

Project Management	
Zorginstituut Nederland (ZIN), Netherlands	Coordination between involved parties throughout the assessment
Austrian Institute for Health Technology Assessment (AIHTA), Austria	Coordination of RCR

## Conflict of interest

All authors and co-authors involved in the production of this living document have declared they have no conflicts of interest in relation to the technology and comparator(s) assessed according to the EUnetHTA declaration of interest (DOI) form. Conflict of Interest was evaluated following the [EUnetHTA Procedure Guidance for handling DOI form \(https://eunetha.eu/doi\)](https://eunetha.eu/doi).

## Copyright

EUnetHTA assessments are published under a “CC/BY/NC” [Creative Commons Licence](https://creativecommons.org/licenses/by-nc/4.0/).



## How to cite this assessment

Please cite this assessment as follows:

EUnetHTA Rolling Collaborative Review (RCR05). Authoring Team. Nafamostat for the treatment of Covid-19. Diemen (The Netherlands): EUnetHTA; 2020. [date of citation]. 25 pages. Report No.: RCR05. Available from: [https //www.eunetha.eu](https://www.eunetha.eu).

Contact the EUnetHTA Secretariat [EUnetHTA@zinl.nl](mailto:EUnetHTA@zinl.nl) with inquiries about this assessment.

## TABLE OF CONTENTS

<b>DOCUMENT HISTORY AND CONTRIBUTORS</b> .....	<b>2</b>
<b>TABLE OF CONTENTS</b> .....	<b>4</b>
<b>LIST OF TABLES AND FIGURES</b> .....	<b>4</b>
<b>1 OBJECTIVE</b> .....	<b>6</b>
<b>2 METHODS</b> .....	<b>6</b>
2.1 <i>SCOPE</i> .....	6
2.2 <i>SOURCES OF INFORMATION</i> .....	7
<b>3 ABOUT THE TREATMENT</b> .....	<b>10</b>
3.1 <i>MODE OF ACTION</i> .....	10
3.2 <i>REGULATORY STATUS</i> .....	10
3.3 <i>LEVEL OF EVIDENCE</i> .....	10
<b>4 SUMMARY</b> .....	<b>11</b>
<b>5 REFERENCES</b> .....	<b>14</b>
<b>6 APPENDIX</b> .....	<b>16</b>
6.1 <i>SEARCH STRATEGY TO IDENTIFY RANDOMISED CONTROLLED TRIALS</i> .....	16
6.2 <i>SEARCH STRATEGY TO IDENTIFY OBSERVATIONAL STUDIES</i> .....	20
6.3 <i>SEARCH STRATEGY TO IDENTIFY ONGOING STUDIES</i> .....	22
6.4 <i>FLOW DIAGRAMS</i> .....	23

## LIST OF TABLES AND FIGURES

Table 2-1 Scope of the RCR .....	6
Table 4-1 Ongoing trials of single agent nafamostat.....	12
Table 4-2 Ongoing trials of combination therapies nafamostat.....	13
Table 6-1 Search strategy to identify randomised controlled studies.....	17
Table 6-2 Search strategy to identify observational studies.....	20
Table 6-3 Search strategy to identify ongoing studies .....	22
Appendix Figure 6-1. Flow diagram depicting the selection process of RCTs.....	23
Appendix Figure 6-2. Flow diagram depicting the selection process of observational studies for the period 24 August to 27 September.....	24
Appendix Figure 6-3. Flow diagram depicting the selection process of ongoing studies .....	25

## LIST OF ABBREVIATIONS

AE	Adverse Event
ARR	Absolute Risk Reduction
ATC	Anatomical Therapeutic Chemical [Classification System]
ATMP	Advanced therapy medicinal product
CI	Confidence Interval
DOI	Declaration of interest
EUnetHTA	European Network of Health Technology Assessment
GRADE	Grading of Recommendations, Assessment, Development and Evaluation
HR	Hazard Ratio
HRQOL	Health-related Quality of Life
ICD	International Classification of Diseases
ITT	Intention-to-treat
MD	Mean Difference
MeSH	Medical Subject Headings
NA	Not applicable
NR	Not reported
OR	Odds Ratio
PP	Per Protocol
RCT	Randomized Controlled Trial
RCR	Rolling Collaborative Review
REA	Relative Effectiveness Assessment
RR	Relative Risk
SAE	Serious Adverse Event
SD	Standard Deviation
SMD	Standardized Mean Difference
SmPC	Summary of product characteristics
SOP	Standard Operating Procedure
WP4	Work Package 4

## 1 OBJECTIVE

The aim of this EUnetHTA Rolling Collaborative Review is

- to inform health policy at the national/regional and at the European level at an early stage in the life-cycle of therapies which interventions are currently undergoing clinical trials,
- to monitor (ongoing studies and their results) permanently - in the format of a Living Document - potential therapies against covid-19,
- to present comparative data on effectiveness and safety of potential therapies and
- to support preparations for an evidence-based purchasing of regional/ national health politicians, if necessary.

To avoid redundancies and duplication, the EUnetHTA Rolling Collaborative Review will reuse sources from international initiatives to collect information and data on Covid-19 treatments.

The scope of the Rolling Collaborative Review is of descriptive nature. These **EUnetHTA Rolling Collaborative Reviews are not meant to substitute a joint Relative Effectiveness Assessment (REA)** adhering to the agreed procedures and aiming at critical appraisal of the clinical evidence based on the Submission Dossier submitted by the (prospective) Marketing Authorization Holder (MAH).

## 2 METHODS

This Rolling Collaborative Review is prepared according to the project plan (“Rolling Collaborative Review (RCR) on Covid-19 treatments: Project description and planning”, published [on the EUnetHTA website](#)) and will be updated monthly. Monthly updates are published on the EUnetHTA Covid-19 Website (<https://eunethta.eu/services/covid-19/>) and on the EUnetHTA Rolling Collaborative Review Sharepoint page each 15<sup>th</sup> of the month.

### 2.1 Scope

**Table 2-1 Scope of the RCR**

Description	Project Scope
Population	<p><b>Disease</b></p> <ul style="list-style-type: none"> <li>• SARS-CoV-2 is a novel coronavirus causing a respiratory illness termed Covid-19. The full spectrum of Covid-19 ranges from mild, self-limiting respiratory tract illness to severe progressive pneumonia, multi-organ failure, and death.</li> </ul> <p><b>ICD-Codes</b> (<a href="https://www.who.int/classifications/icd/covid19/en">https://www.who.int/classifications/icd/covid19/en</a>)</p> <ul style="list-style-type: none"> <li>• An emergency ICD-10 code of ‘U07.1 COVID-19, virus identified’ is assigned to a disease diagnosis of COVID-19 confirmed by laboratory testing.</li> <li>• An emergency ICD-10 code of ‘U07.2 COVID-19, virus not identified’ is assigned to a clinical or epidemiological diagnosis of COVID-19 where laboratory confirmation is inconclusive or not available.</li> <li>• Both U07.1 and U07.2 may be used for mortality coding as cause of death. See the International guidelines for certification and classification (coding) of COVID-19 as cause of death following the link below.</li> <li>• In ICD-11, the code for the confirmed diagnosis of COVID-19 is RA01.0 and the code for the clinical diagnosis (suspected or probable) of COVID-19 is RA01.1.</li> </ul> <p><b>MeSH-terms</b></p> <ul style="list-style-type: none"> <li>• COVID-19, Coronavirus Disease 2019</li> </ul> <p><b>Target population</b> (<a href="https://www.covid19treatmentguidelines.nih.gov/overview/management-of-covid-19/">https://www.covid19treatmentguidelines.nih.gov/overview/management-of-covid-19/</a>)</p>

	<ul style="list-style-type: none"> <li>Asymptomatic or pre-symptomatic Infection: Individuals who test positive for SARS-CoV-2 by virologic testing using a molecular diagnostic (e.g., polymerase chain reaction) or antigen test, but have no symptoms.</li> <li>Mild Illness: Individuals who have any of the various signs and symptoms of COVID 19 (e.g., fever, cough, sore throat, malaise, headache, muscle pain) without shortness of breath, dyspnoea, or abnormal chest imaging.</li> <li>Moderate Illness: Individuals who have evidence of lower respiratory disease by clinical assessment or imaging and a saturation of oxygen (SpO2) <math>\geq 94\%</math> on room air at sea level.</li> <li>Severe Illness: Individuals who have respiratory frequency <math>&gt;30</math> breaths per minute, SpO2 <math>&lt;94\%</math> on room air at sea level, ratio of arterial partial pressure of oxygen to fraction of inspired oxygen (PaO2/FiO2) <math>&lt;300</math> mmHg, or lung infiltrates <math>&gt;50\%</math>.</li> <li>Critical Illness: Individuals who have respiratory failure, septic shock, and/or multiple organ dysfunction.</li> </ul>
<b>Intervention</b>	Nafamostat (nafamostat mesylate, no ATC code) is a synthetic trypsin-like serine protease inhibitor ( <a href="https://pubchem.ncbi.nlm.nih.gov/compound/Nafamostat">https://pubchem.ncbi.nlm.nih.gov/compound/Nafamostat</a> ) on the market in Japan and South Korea as generic drug for intravenous use.
<b>Comparison</b>	Any active treatment, placebo, or standard of care.  <b>Rationale:</b> Since there is no gold standard treatment any comparator is acceptable as well as the above listed interventions.
<b>Outcomes</b>	<p><u>Main outcome:</u></p> <ul style="list-style-type: none"> <li>All-cause Mortality (Survival)</li> </ul> <p><u>Additional Outcomes:</u></p> <p>Efficacy:</p> <ul style="list-style-type: none"> <li>Length of hospital stay,</li> <li>Viral burden (2019-nCoV RT-PCR negativity),</li> <li>Clinical progression (WHO Clinical Progression Scale measured daily over the course of the study),</li> <li>Rates of hospitalization and of patients entering ICU,</li> <li>Duration of mechanical ventilation,</li> <li>Quality of life.</li> </ul> <p>Safety:</p> <ul style="list-style-type: none"> <li>Adverse events (AE),</li> <li>Severe adverse events (SAE),</li> <li>Withdrawals due to AEs,</li> <li>Most frequent AEs,</li> <li>Most frequent SAEs.</li> </ul> <p><b>Rationale:</b> We will give priority according to the Core Outcome Set for Clinical Trials on Coronavirus Disease 2019 (<a href="https://www.ncbi.nlm.nih.gov/pmc/articles/PMC7102592/pdf/main.pdf">https://www.ncbi.nlm.nih.gov/pmc/articles/PMC7102592/pdf/main.pdf</a>) and A minimal common outcome measure set for COVID-19 clinical research from the WHO Working Group on the Clinical Characterisation and Management of COVID-19 infection.</p>
<b>Study design</b>	Efficacy: randomised controlled trials (RCT) Safety: observational studies (comparative or single-arm prospective studies and registries)

## 2.2 Sources of information

According to the project plan, this Rolling Collaborative Review is based on three main sources of information, as described below:

## 1. Summary of findings(SoF) table for published RCTs related to effectiveness and safety:

This table is based on the living systematic review and Network Meta-Analysis (NMA) created by the partnering institute of DEPLazio: [find the PROSPERO protocol here](#). DEPLazio provides updates for the SoF table on a monthly basis to the EUnetHTA partners authoring the respective Rolling CR documents who are integrating this information accordingly.

The literature search is conducted in the following databases:

- Cochrane Central Register of Controlled Trials (CENTRAL), in the Cochrane Library
- MEDLINE, accessed via OVID
- Embase, accessed via OVID

<b>Population</b>	<p>People affected by COVID-19, as defined by the authors of the studies. No limits in terms of gender or ethnicity.</p> <p>SARS-CoV-2 is a novel coronavirus causing a respiratory illness termed Covid-19. It started spreading in December 2019, and was declared a pandemic by the World Health Organisation on 11th March 2020. The full spectrum of Covid-19 ranges from mild, self-limiting respiratory tract illness to severe progressive pneumonia, multi-organ failure, and death.</p>
<b>Intervention</b>	Interventions for the treatment of people affected by COVID-19, including pharmacological interventions (e.g. antibiotics, antibodies, antimalarial, antiviral, antiretroviral, immune-suppressors/modulators, kinase inhibitors) and their combinations.
<b>Comparison</b>	Any active treatment, placebo, or standard of care.
<b>Outcomes</b>	<p>All-cause mortality</p> <p>Additional outcomes: Length of hospital stay, 2019-nCoV RT-PCR negativity, PaO<sub>2</sub>/FiO<sub>2</sub>, Duration of mechanical ventilation, radiological imaging, Adverse events, Severe adverse events.</p>
<b>Study design</b>	Randomised controlled trials (RCT); no restriction on language of publication

To identify preprints of preliminary reports of work that have not been peer-reviewed, the following sources are searched:

- medRxiv Health Sciences
- bioRxiv Biology

In addition to the sources and strategies described above, registers of ongoing studies are screened. Key conferences and conference proceedings are considered. Table 6-1 describes in detail the sources searched, the search terms used and the dates at which the searches are executed.

### Data extraction, Risk of bias assessment, data synthesis:

Two reviewers from DEPLazio are screening search results, assessing full texts of studies and extract study characteristics and outcome data according to pre-defined criteria. The process of study selection is depicted as a flow diagram in Appendix Figure 6-1.

Risk of bias is assessed using the criteria outlined in the Cochrane Handbook for Systematic Reviews of Interventions [1].

Dichotomous outcomes are analysed by calculating the relative risk (RR) for each trial with the uncertainty in each result being expressed by its 95% confidence interval (CI). Continuous outcomes are analysed by calculating the mean difference (MD) with the relative 95% CI when the study used the same instruments for assessing the outcome.



The standardised mean difference (SMD) is applied when studies used different instruments. Pairwise meta-analyses is performed for primary and secondary outcomes using a random-effects model in RevMan for every treatment comparison [2]. Network meta-analysis (NMA) is performed for the primary outcome. For rating the certainty of the evidence, the GRADE approach is being used [3].

- Sources: <http://deplazio.net/farmacicoVID/index.html> for SoF (or <https://covid-nma.com/>)

## 2. Table(s) on published (peer reviewed) observational studies for safety results:

The literature search is conducted on a monthly basis using the following sources:

- <https://www.fhi.no/en/gk/systematic-reviews-hta/map/>

Search methods are described in more detail in Table 6-1.

<b>Population</b>	See project Scope
<b>Intervention</b>	Nafamostat drug treatment
<b>Comparison</b>	Any active treatment, placebo, or standard of care.
<b>Outcomes</b>	See project Scope
<b>Study design</b>	Inclusion criteria: Prospective non-randomised controlled trials, prospective case series (i.e. comparative or single-arm prospective studies), registries Exclusion criteria: retrospective studies, case studies/ case reports, observational studies that do not report safety data

Two researchers from NIPHNO carry out title and abstract screening and assess the full texts of all potentially eligible studies. The study selection process is depicted in a flow diagram (Appendix Figure 6-1).

One researcher of KCE extracts the data and assesses the risk of bias using Robins-I (<https://training.cochrane.org/handbook/current/chapter-25>).

Results are presented in tabular form for all included studies.

## 3. Table(s) on ongoing trials:

The following clinical trial registries are searched on a monthly basis:

- ClinicalTrials.gov: <https://clinicaltrials.gov/>
- ISRCTN: <https://www.isrctn.com/>
- European Clinical Trials Registry: <https://www.clinicaltrialsregister.eu/>

Inclusion criteria: Randomised controlled trials, Controlled trials

One researcher of KCE is searching and extracting the data for the eligible studies. The process of study selection is depicted in a flow diagram (Appendix Figure 6-3). At the drafting stage of each update, the author team verifies whether the status of previously identified studies has changed. This is done by verifying the date of the last update posted in the trial registers. In addition, trial register IDs of all previously identified studies are entered in both PubMed and Google (google.com) to verify if previously identified studies have been published since the last update. In Google, the first 10 hits are screened for this purpose.

Search methods are described in more detail in Table 6-3.

Data are presented in tabular form.

### 3 ABOUT THE TREATMENT

#### 3.1 Mode of Action

To enter into airway epithelial cells, coronaviruses rely on host cell proteases for activation of the viral protein involved in membrane fusion [4, 5]. The transmembrane protease, serine 2 (TMPRSS2) [6], has been shown to facilitate viral entry of the coronaviruses SARS-CoV, HCoV-NL63 and MERS-CoV in cells engineered to overexpress TMPRSS2. Trypsin-like serine protease inhibitors, camostat and nafamostat, inhibited viral entry [7-9]. At a dose of 30mg/kg, camostat caused survival in 60% of the mice in a lethal SARS-CoV BALB/c mouse model [10].

When SARS-CoV-2 emerged, loss- and gain-of-function experiments identified TMPRSS2 as a key mediator of cell infection through virus-cell fusion [11]. In addition to coronaviruses, TMPRSS2 and the structurally similar serine protease, human airway trypsin-like protease, have been linked to influenza virus activation. Active site inhibitors of these airway proteases (e.g. camostat and nafamostat) might thus have broad therapeutic applicability [4, 12].

The SARS-CoV-2 virus enters cells via its spike protein, first binding to the cell-surface enzyme ACE2. Then the spike protein is cleaved by furin at the S1/S2 site followed by cleavage by TMPRSS2 at the S2' site. This triggers a conformation change that 'primes' the spike protein for fusion of the viral and cellular membranes, releasing the virus genome into the host cell. This process can be inhibited by either blocking furin or TMPRSS2 [13]. Note that these requirements differ from those of viral spreading through cell-cell fusion. Unlike ACE2, TMPRSS2 does not appear to exert a cytoprotective role. Inhibiting the function of TMPRSS2 may therefore not exert adverse effects [14].

Camostat, its active metabolite GBPA/FOY 251 [11, 15], and nafamostat [15] directly inhibit TMPRSS2 enzymatic activity. This has been confirmed in a molecular dynamics and Markov model study (paper in preprint) [16]. All three molecules were also shown to inhibit the activation and cellular entry of SARS-CoV-2 [11, 17-19].

#### 3.2 Regulatory Status

Nafamostat mesilate (FUT-175, Futhan®, Nichi-Iko Pharmaceutical) is, like camostat, a trypsin-like serine protease inhibitor. Nafamostat 10mg for injection is on the market in Japan since 1986 for acute symptoms of pancreatitis; 50mg for injection is marketed since 1989 for disseminated intravascular coagulation and prevention of coagulation of perfused blood during extravascular circulation of patients with bleeding lesions or bleeding tendencies. Nafamostat is a serine protease inhibitor (with implications on coagulation, fibrinolysis, complement system, inflammatory cytokine release) and is quickly hydrolysed, the reason why it is typically administered as an intravenous drip. Meanwhile, multiple companies market nafamostat generics in Japan and South Korea (e.g. Futhan, SK Chemicals). Nafamostat is not approved for any use by EMA or FDA.

Sun Pharma in India has initiated manufacturing both the API and the finished product of nafamostat in India using technology from its subsidiary, Pola Pharma Japan [20]. Different initiatives are ongoing to prepare an oral formulation with or without slow release characteristics. For example, Ensysce in the US is developing different routes of administration of nafamostat through its subsidiary Covistat, including the oral and inhaled route ([www.covistat.com](http://www.covistat.com)). Nafamostat is also being developed for inhaled use in Japan by University of Tokyo, RIKEN, Nichi-Iko and Daiichi Sankyo [21], and in Germany, funded by the German federal ministry of education and research (BMBF)[22].

#### 3.3 Level of Evidence

Until now, no scientific publication on randomized clinical trials of nafamostat in Covid-19 patients could be identified.

In South Korea, three Covid-19 pneumonia patients over 65 years, requiring oxygen and progressing despite treatment with HCQ and lopinavir/ritonavir, improved and could be discharged after intravenous

administration of 200 mg daily of nafamostat for 4 to 13 days followed by oral camostat 3x200mg daily for 4 days [23]. Four more cases were treated successfully afterwards (personal communication 28/5/2020 by Dr Ji-Young Rhee, corresponding author).

At Tokyo University hospital, 11 severely ill patients received nafamostat plus favipiravir. Ten out of 11 patients could be discharged [24]. In one patient, hyperkalaemia was reported (preprint at <https://www.ncbi.nlm.nih.gov/pmc/articles/PMC7412297/>).

In Japan, more Covid-19 patients have been treated off-label with nafamostat. Bleeding, including microbleeding in the brain, should be considered as a possible side-effect as nafamostat is a short acting anticoagulant [25].

A successful outcome in a case of severe respiratory failure was described after combination treatment of HCQ plus iv nafamostat in Japan (preprint by Iwasaka et al., available from <https://www.sciencedirect.com/science/article/pii/S1341321X20302713>).

## 4 SUMMARY

There is a sound scientific rationale to investigate nafamostat in Covid-19 clinical trials. Such trials are currently ongoing.

**Table 4-1 Ongoing trials of single agent nafamostat**

Active substance	Nafamostat				
<b>Sponsor</b>	Gyeongsang University, South Korea	Padova University, Italy	Edinburgh and Oxford University, UK	Sun Pharma, India	Pasteur Institute, Dakar, Senegal
<b>Trial Identifier</b>	NCT04418128; KCT0005003	NCT04352400	NCT04473053; EudraCT2020-002230-32; ISRCTN14212905	CTRI/2020/06/026220	NCT04390594
<b>Phase &amp; Intention</b>	Phase 2	Phase 2	Phase 2	Phase 2	Phase 2
<b>Study design</b>	1:1 randomized open label RCT	1:1 randomized placebo-controlled RCT	1:1:1 randomized single blind RCT	1:1 randomized open label RCT	1:1 randomized open label RCT
<b>Status of trial</b>	planned	planned	recruiting	recruiting	recruiting
<b>Duration/End of Study</b>					
<b>Study details</b>					
<b>Number of Patients</b>	2x42 patients	2x128 patients	3x20 patients, 100 patients?	2x20 patients	2x93 patients
<b>Disease severity</b>					
<b>Setting</b>	hospital	hospital	hospital	hospital	hospital
<b>Location/Centres</b>					
<b>Intervention drug name and dosage</b>	Nafamostat 0.1 to 0.2mg/kg/hr (2.4 to 4.8mg/kg/day) for 10-14 days based on disease severity	Nafamostat iv	Nafamostat 0.2mg/kg/hr for 7 days	Nafamostat 0.1 mg/kg/hr for 10 days	Nafamostat 0.1 to 0.2mg/kg/hr for 10-14 days based on disease severity
<b>Comparator (drug name and dosage)</b>	Standard of care	Placebo	Inhaled TD139; standard of care	Standard of care	Standard of care
<b>Duration of observation/ Follow-up</b>					
<b>Primary Outcomes</b>	7 point clinical scale	7 point clinical scale	Safety	Clinical improvement	Viral load day 7

Abbreviations: RCT=randomized controlled trial

**Table 4-2 Ongoing trials of combination therapies nafamostat**

<b>Active substance</b>	<b>Nafamostat</b>
<b>Sponsor</b>	Tokyo University, Japan
<b>Trial Identifier</b>	JPRN-jRCTs031200026
<b>Phase &amp; Intention</b>	Phase 2
<b>Study design</b>	RCT
<b>Status of trial</b>	Not reported
<b>Duration/End of Study</b>	
<b>Study details</b>	
<b>Number of Patients</b>	2x80 patients
<b>Disease severity</b>	
<b>Setting</b>	hospital
<b>Location/Centres</b>	
<b>Intervention drug name and dosage</b>	Nafamostat iv + favipiravir tablets
<b>Comparator (drug name and dosage)</b>	Favipiravir tablets
<b>Duration of observation/ Follow-up</b>	
<b>Primary Outcomes</b>	Fever, SpO2, and chest image findings, PCR
<b>Results/Publication</b>	

**Abbreviations:** RCT=randomized controlled trial

## 5 REFERENCES

- [1] Higgins J, Thomas J, Chandler J, Cumpston M, Li T, Page M, et al. *Cochrane Handbook for Systematic Reviews of Interventions* version 6.0 (updated July 2019). Cochrane 2019.
- [2] DerSimonian R, Laird N. Meta-analysis in clinical trials. *Control Clin Trials*. 1986 Sep;7(3):177-88.
- [3] Balshem H, Helfand M, Schunemann HJ, Oxman AD, Kunz R, Brozek J, et al. GRADE guidelines: 3. Rating the quality of evidence. *J Clin Epidemiol*. 2011 Apr;64(4):401-6.
- [4] Laporte M, Naesens L. Airway proteases: an emerging drug target for influenza and other respiratory virus infections. *Curr Opin Virol*. 2017 Jun;24:16-24.
- [5] Shen LW, Mao HJ, Wu YL, Tanaka Y, Zhang W. TMPRSS2: A potential target for treatment of influenza virus and coronavirus infections. *Biochimie*. 2017 Nov;142:1-10.
- [6] Thunders M, Delahunt B. Gene of the month: TMPRSS2 (transmembrane serine protease 2). *J Clin Pathol*. 2020 Sep 1.
- [7] Kawase M, Shirato K, van der Hoek L, Taguchi F, Matsuyama S. Simultaneous treatment of human bronchial epithelial cells with serine and cysteine protease inhibitors prevents severe acute respiratory syndrome coronavirus entry. *J Virol*. 2012 Jun;86(12):6537-45.
- [8] Shirato K, Kawase M, Matsuyama S. Middle East respiratory syndrome coronavirus infection mediated by the transmembrane serine protease TMPRSS2. *J Virol*. 2013 Dec;87(23):12552-61.
- [9] Yamamoto M, Matsuyama S, Li X, Takeda M, Kawaguchi Y, Inoue JI, et al. Identification of Nafamostat as a Potent Inhibitor of Middle East Respiratory Syndrome Coronavirus S Protein-Mediated Membrane Fusion Using the Split-Protein-Based Cell-Cell Fusion Assay. *Antimicrob Agents Chemother*. 2016 Nov;60(11):6532-9.
- [10] Zhou Y, Vedantham P, Lu K, Agudelo J, Carrion R, Jr., Nunneley JW, et al. Protease inhibitors targeting coronavirus and filovirus entry. *Antiviral Res*. 2015 Apr;116:76-84.
- [11] Hoffmann M, Hofmann-Winkler H, Smith JC, Kruger N, Sorensen LK, Sogaard OS, et al. Camostat mesylate inhibits SARS-CoV-2 activation by TMPRSS2-related proteases and its metabolite GBPA exerts antiviral activity. *bioRxiv*. 2020 Aug 5.
- [12] Cannalire R, Stefanelli I, Cerchia C, Beccari AR, Pelliccia S, Summa V. SARS-CoV-2 Entry Inhibitors: Small Molecules and Peptides Targeting Virus or Host Cells. *Int J Mol Sci*. 2020 Aug 9;21(16).
- [13] Bestle D, Heindl MR, Limburg H, Van Lam van T, Pilgram O, Moulton H, et al. TMPRSS2 and furin are both essential for proteolytic activation of SARS-CoV-2 in human airway cells. *Life Sci Alliance*. 2020 Sep;3(9).
- [14] Baughn LB, Sharma N, Elhaik E, Sekulic A, Bryce AH, Fonseca R. Targeting TMPRSS2 in SARS-CoV-2 Infection. *Mayo Clin Proc*. 2020 Sep;95(9):1989-99.
- [15] Shrimp JH, Kales SC, Sanderson PE, Simeonov A, Shen M, Hall MD. An Enzymatic TMPRSS2 Assay for Assessment of Clinical Candidates and Discovery of Inhibitors as Potential Treatment of COVID-19. *bioRxiv*. 2020 Jun 23.

- [16] Hempel T, Raich L, Olsson S, Azouz NP, Klingler AM, Rothenberg M, et al. Molecular mechanism of SARS-CoV-2 cell entry inhibition via TMPRSS2 by Camostat and Nafamostat mesylate (preprint 21.07.2020). 2020 [cited 7/9/2020]; Available from: <https://www.biorxiv.org/content/10.1101/2020.07.21.214098v1.full.pdf>
- [17] Hoffmann M, Kleine-Weber H, Schroeder S, Kruger N, Herrler T, Erichsen S, et al. SARS-CoV-2 Cell Entry Depends on ACE2 and TMPRSS2 and Is Blocked by a Clinically Proven Protease Inhibitor. *Cell*. 2020 Apr 16;181(2):271-80 e8.
- [18] Hoffmann M, Schroeder S, Kleine-Weber H, Muller MA, Drosten C, Pohlmann S. Nafamostat Mesylate Blocks Activation of SARS-CoV-2: New Treatment Option for COVID-19. *Antimicrob Agents Chemother*. 2020 May 21;64(6).
- [19] Ko M, Jeon S, Ryu WS, Kim S. Comparative analysis of antiviral efficacy of FDA-approved drugs against SARS-CoV-2 in human lung cells. *J Med Virol*. 2020 Aug 7.
- [20] Sun Pharma. Sun Pharma to trial Nafamostat for Covid-19 treatment (21.06.2020). 2020 [cited 9/7/2020]; Available from: <https://www.clinicaltrialsarena.com/news/sun-pharma-nafamostat-trial>
- [21] Daiichi Sankyo. Press release 8/6/2020. Research agreement on the development of inhaled nafamostat for covid-19 by Tokyo University, RIKEN, Nikken, and Daiichi Sankyo. 2020 [cited; Available from: <https://www.daiichisankyo.co.jp/news/detail/007147.html>
- [22] Pharmazeutische Zeitung. Nafamostat im Check. Spray gegen das Coronavirus wird erforscht. 2020 [cited 7/9/2020]; Available from: <https://www.pharmazeutische-zeitung.de/spray-gegen-das-coronavirus-wird-erforscht-119222/>
- [23] Jang S, Rhee JY. Three cases of treatment with Nafamostat in elderly patients with COVID-19 pneumonia who need oxygen therapy. *Int J Infect Dis*. 2020 May 26.
- [24] Doi K, Ikeda M, Hayase N, Moriya K, Morimura N, Group C-US. Nafamostat mesylate treatment in combination with favipiravir for patients critically ill with Covid-19: a case series. *Crit Care*. 2020 Jul 3;24(1):392.
- [25] Hifumi T, Isokawa S, Otani N, Ishimatsu S. Adverse events associated with nafamostat mesylate and favipiravir treatment in COVID-19 patients. *Crit Care*. 2020 Aug 12;24(1):497.

## 6 APPENDIX

### 6.1 Search strategy to identify randomised controlled trials

DEPLazio, the Department of Epidemiology of the Regional Health Service Lazio in Rome, Italy is responsible for setting up the search strategy to identify randomised controlled trials (RCTs). DEPLazio performed a search in Medline, PubMed, and Embase, which has been updated weekly from March 2020 (Table 6-1). DEPLazio searched medRxiv.org (<https://www.medrxiv.org/>), bioRxiv.org (<https://www.biorxiv.org/>), and arXiv.org (<https://www.arxiv.org/>) for preprints of preliminary reports of randomised trials. The Cochrane Covid-19 Study Register (<https://covid-19.cochrane.org/>), ClinicalTrials.gov ([www.clinicaltrials.gov](http://www.clinicaltrials.gov)) and World Health Organization (WHO) International Clinical Trials Registry Platform (ICTRP) ([www.who.int/ictcp/en/](http://www.who.int/ictcp/en/)) were search in addition. Other sources included journal alerts, contact with researchers, websites such as Imperial College, London School of Hygiene and Tropical Medicine, and Eurosurveillance. We applied no restriction on language of publication.

We included randomised controlled trials (RCTs) comparing any pharmacological intervention against another pharmacological intervention or placebo or standard care (SC), for the treatment of individuals with Covid-19. We excluded studies comparing two dosages of the same pharmacological agent. We did not exclude studies on individuals with a comorbid disorder.

Four authors independently screened the references retrieved by the search, selected the studies, and extracted the data, using a predefined data-extraction sheet. The same reviewers discussed any uncertainty regarding study eligibility and data extraction until consensus was reached; conflicts of opinion were resolved with other members of the review team. Two authors independently assessed the risk of bias of the included studies with the Cochrane tool. Three authors used the Grading of Recommendations Assessment, Development and Evaluation (GRADE) approach, to evaluate the strength of evidence.

The methods described above are part of a living review of pharmacological agents for the treatment of Covid-19 conducted by the Department of Epidemiology of the Regional Health Service Lazio, Italy, to inform national regulatory agencies and clinicians, available at <https://www.deplazio.net/farmacicovid>. The review is registered on Prospero (CRD42020176914).



**Table 6-1 Search strategy to identify randomised controlled studies**

Database	URL	Search line / Search terms	Date of search
Pubmed	pubmed.ncbi.nlm.nih.gov	<p>1. ((((((("Coronavirus"[Mesh]) OR (coronavirus*[Title/Abstract] OR coronavirus*[Title/Abstract] OR coronavirus*[Title/Abstract] OR coronavirus*[Title/Abstract] OR Coronavirus*[Title/Abstract] OR Coronavirus*[Title/Abstract] OR Wuhan*[Title/Abstract] OR Hubei*[Title/Abstract] OR Huanan[Title/Abstract] OR "2019-nCoV"[Title/Abstract] OR 2019nCoV[Title/Abstract] OR nCoV2019[Title/Abstract] OR "nCoV-2019"[Title/Abstract] OR "COVID-19"[Title/Abstract] OR COVID19[Title/Abstract] OR "CORVID-19"[Title/Abstract] OR CORVID19[Title/Abstract] OR "WN-CoV"[Title/Abstract] OR WNCov[Title/Abstract] OR "HCoV-19"[Title/Abstract] OR HCoV19[Title/Abstract] OR CoV[Title/Abstract] OR "2019 novel"[Title/Abstract] OR Ncov[Title/Abstract] OR "n-cov"[Title/Abstract] OR "SARS-CoV-2"[Title/Abstract] OR "SARSCoV-2"[Title/Abstract] OR "SARSCoV2"[Title/Abstract] OR "SARS-CoV2"[Title/Abstract] OR SARSCov19[Title/Abstract] OR "SARS-Cov19"[Title/Abstract] OR "SARSCov-19"[Title/Abstract] OR "SARS-Cov-19"[Title/Abstract] OR Ncovor[Title/Abstract] OR Ncorona*[Title/Abstract] OR Ncorono*[Title/Abstract] OR NcovWuhan*[Title/Abstract] OR NcovHubei*[Title/Abstract] OR NcovChina*[Title/Abstract] OR NcovChinese*[Title/Abstract])) OR (((respiratory*[Title/Abstract] AND (symptom*[Title/Abstract] OR disease*[Title/Abstract] OR illness*[Title/Abstract] OR condition*[Title/Abstract] OR "seafood market*[Title/Abstract] OR "food market*[Title/Abstract] AND (Wuhan*[Title/Abstract] OR Hubei*[Title/Abstract] OR China*[Title/Abstract] OR Chinese*[Title/Abstract] OR Huanan*[Title/Abstract])) OR ("severe acute respiratory syndrome*[Title/Abstract] OR ((corona*[Title/Abstract] OR corono*[Title/Abstract] AND (virus*[Title/Abstract] OR viral*[Title/Abstract] OR virinae*[Title/Abstract])) AND ((((((randomized controlled trial [pt]) OR (controlled clinical trial [pt]) OR (randomized [tiab]) OR (placebo [tiab]) OR (clinical trials as topic [mesh: noexp]) OR (randomly [tiab]) OR (trial [ti])) NOT (animals [mh] NOT humans [mh]) AND (2019/10/01:2020[dp])</p>	21 September 2020

Database	URL	Search line / Search terms	Date of search
Ovid MEDLINE(R) ALL)	ovidsp.dc2.ovid.com	<ol style="list-style-type: none"> <li>1. exp coronavirus/</li> <li>2. ((corona* or corono*) adj1 (virus* or viral* or virinae*)).ti,ab,kw.</li> <li>3. (coronavirus* or coronovirus* or coronavirinae* or Coronavirus* or Coronovirus* or Wuhan* or Hubei* or Huanan or "2019-nCoV" or 2019nCoV or nCoV2019 or "nCoV-2019" or "COVID-19" or COVID19 or "CORVID-19" or CORVID19 or "WN-CoV" or WNCov or "HCoV-19" or HCoV19 or CoV or "2019 novel*" or Ncov or "n-cov" or "SARS-CoV-2" or "SARSCoV-2" or "SARSCoV2" or "SARS-CoV2" or SARSCov19 or "SARS-Cov19" or "SARSCov-19" or "SARS-Cov-19" or Ncover or Ncorona* or Ncorono* or NcovWuhan* or NcovHubei* or NcovChina* or NcovChinese*).ti,ab,kw.</li> <li>4. (((respiratory* adj2 (symptom* or disease* or illness* or condition*)) or "seafood market*" or "food market*") adj10 (Wuhan* or Hubei* or China* or Chinese* or Huanan*)).ti,ab,kw.</li> <li>5. ((outbreak* or wildlife* or pandemic* or epidemic*) adj1 (China* or Chinese* or Huanan*)).ti,ab,kw.</li> <li>6. "severe acute respiratory syndrome".ti,ab,kw.</li> <li>7. or/1-6</li> <li>8. randomized controlled trial.pt.</li> <li>9. controlled clinical trial.pt.</li> <li>10. random*.ab.</li> <li>11. placebo.ab.</li> <li>12. clinical trials as topic.sh.</li> <li>13. random allocation.sh.</li> <li>14. trial.ti.</li> <li>15. or/8-14</li> <li>16. exp animals/ not humans.sh.</li> <li>17. 15 not 16</li> <li>18. 7 and 17</li> <li>19. limit 18 to yr="2019 -Current"</li> </ol>	21 September 2020
OVID EMBASE	ovidsp.dc2.ovid.com	<ol style="list-style-type: none"> <li>1. exp Coronavirinae/ or exp Coronavirus/</li> <li>2. exp Coronavirus infection/</li> <li>3. (((("Corona virinae" or "corona virus" or Coronavirinae or coronavirus or COVID or nCoV) adj4 ("19" or "2019" or novel or new)) or (("Corona virinae" or "corona virus" or Coronavirinae or coronavirus or COVID or nCoV) and (wuhan or china or chinese)) or "Corona virinae19" or "Corona virinae2019" or "corona virus19" or "corona virus2019" or Coronavirinae19 or Coronavirinae2019 or coronavirus19 or coronavirus2019 or COVID19 or COVID2019 or nCoV19 or nCoV2019 or "SARS Corona virus 2" or "SARS Coronavirus 2" or "SARS-COV-2" or "Severe Acute Respiratory Syndrome Corona virus 2" or "Severe Acute Respiratory Syndrome Coronavirus 2").ti,ab,kw.</li> <li>4. or/1-3</li> <li>5. Clinical-Trial/ or Randomized-Controlled-Trial/ or Randomization/ or Single-Blind-Procedure/ or Double-Blind-Procedure/ or Crossover-Procedure/ or Prospective-Study/ or Placebo/</li> </ol>	21 September 2020

Database	URL	Search line / Search terms	Date of search
		<p>6. (((clinical or control or controlled) adj (study or trial)) or ((single or double or triple) adj (blind\$3 or mask\$3)) or (random\$ adj (assign\$ or allocat\$ or group or grouped or patients or study or trial or distribut\$)) or (crossover adj (design or study or trial)) or placebo or placebos).ti,ab.</p> <p>7. 5 or 6</p> <p>8. 4 and 7</p> <p>9. limit 8 to yr="2019 -Current"</p>	

## 6.2 Search strategy to identify observational studies

As of October 2020, NIPHNO is responsible for setting up the search strategy to identify observational studies. We receive studies that [EPPI Centre](#) has screened after searching weekly in Medline and Embase. We supplement these studies with a weekly search in Scopus. The retrieved hits were imported into an Endnote database and combined with generic names of the 15 included COVID-19 drugs.

**Table 6-2 Search strategy to identify observational studies**

Database	URL	Search terms / Search modality	Date of search	Hits retrieved
FHI Live COVID-19 Evidence Map	<a href="https://www.fhi.no/en/qk/systematic-reviews-hta/map/">https://www.fhi.no/en/qk/systematic-reviews-hta/map/</a>	Endnote file of hits retrieved in Medline + Embase + Scopus, combined with generic drug names	24 August and 27 September 2020	460
OVID Medline	Imported from EPPI Centre	1 exp Coronavirus/ 2 exp Coronavirus Infections/ 3 (coronavirus* or corona virus* or OC43 or NL63 or 229E or HKU1 or HCoV* or ncov* or covid* or sars-cov* or sarscov* or Sars-coronavirus* or Severe Acute Respiratory Syndrome Coronavirus*).mp. 4 (or/1-3) and ((2019* or 202*).dp. or 20190101:20301231.(ep).) 5 4 not (SARS or SARS-CoV or MERS or MERS-CoV or Middle East respiratory syndrome or camel* or dromedar* or equine or coronary or coronal or covidence* or covidien or influenza virus or HIV or bovine or calves or TGEV or feline or porcine or BCoV or PED or PEDV or PDCoV or FIPV or FCoV or SADS-CoV or canine or CCov or zoonotic or avian influenza or H1N1 or H5N1 or H5N6 or IBV or murine corona*).mp. 6 ((pneumonia or covid* or coronavirus* or corona virus* or ncov* or 2019-ncov or sars*).mp. or exp pneumonia/) and Wuhan.mp. 7 (2019-ncov or ncov19 or ncov-19 or 2019-novel CoV or sars-cov2 or sars-cov-2 or sarscov2 or sarscov-2 or Sars-coronavirus2 or Sars-coronavirus-2 or SARS-like coronavirus* or coronavirus-19 or covid19 or covid-19 or covid 2019 or ((novel or new or nouveau) adj2 (CoV on nCoV or covid or coronavirus* or corona virus or Pandemi*2)) or ((covid or covid19 or covid-19) and pandemic*2) or (coronavirus* and pneumonia)).mp. 8 COVID-19.rx,px,ox. or severe acute respiratory syndrome coronavirus 2.os. 9 ("32240632" or "32236488" or "32268021" or "32267941" or "32169616" or "32267649" or "32267499" or "32267344" or "32248853" or "32246156" or "32243118" or "32240583" or "32237674" or "32234725" or "32173381" or "32227595" or "32185863" or "32221979" or "32213260" or "32205350" or "32202721" or "32197097" or "32196032" or "32188729" or "32176889" or "32088947" or "32277065" or "32273472" or "32273444" or "32145185" or "31917786" or "32267384" or "32265186" or "32253187" or "32265567" or "32231286" or "32105468" or "32179788" or "32152361" or "32152148" or "32140676" or "32053580" or "32029604" or "32127714" or "32047315" or "32020111" or "32267950" or "32249952" or "32172715").ui. 10 or/6-9 11 5 or 10	24 August and 27 September 2020	
OVID EMBASE		1 exp Coronavirus Infections/ 2 exp coronavirinae/ 3 (coronavirus* or corona virus* or OC43 or NL63 or 229E or HKU1 or HCoV* or ncov* or covid* or sars-cov*	24 August and 27 September 2020	

		<p>or sarscov* or Sars-coronavirus* or Severe Acute Respiratory Syndrome Coronavirus*).mp. 4 or/1-3 5 4 not (SARS or SARS-CoV or MERS or MERS-CoV or Middle East respiratory syndrome or camel* or dromedar* or equine or coronary or coronal or cvidence* or covidien or influenza virus or HIV or bovine or calves or TGEV or feline or porcine or BCoV or PED or PEDV or PDCoV or FIPV or FCoV or SADS-CoV or canine or CCov or zoonotic or avian influenza or H1N1 or H5N1 or H5N6 or IBV or murine corona*).mp. 6 ((pneumonia or covid* or coronavirus* or corona virus* or ncov* or 2019-ncov or sars*).mp. or exp pneumonia/) and Wuhan.mp. 7 (2019-ncov or ncov19 or ncov-19 or 2019-novel CoV or sars-cov2 or sars-cov-2 or sarscov2 or sarscov-2 or Sars-coronavirus2 or Sars-coronavirus-2 or SARS-like coronavirus* or coronavirus-19 or covid19 or covid-19 or covid 2019 or ((novel or new or nouveau) adj2 (CoV on nCoV or covid or coronavirus* or corona virus or Pandemi*2) or ((covid or covid19 or covid-19) and pandemic*2) or (coronavirus* and pneumonia)).mp. 8 6 or 7 9 5 or 8</p>		
Scopus		<p>TITLE-ABS-KEY(((pneumonia OR covid* OR coronavirus* OR "corona virus*" OR ncov* OR 2019-ncov OR sars*) AND Wuhan) OR 2019-ncov OR ncov19 OR ncov-19 OR "2019-novel CoV" OR sars-cov2 OR sars-cov-2 OR sarscov2 OR sarscov-2 OR sars-coronavirus2 OR sars-coronavirus-2 OR "SARS-like coronavirus*" OR coronavirus-19 OR covid19 OR covid-19 OR "covid 2019" OR ((novel OR new OR nouveau) W/1 (CoV OR nCoV OR covid OR coronavirus* OR "corona virus*" OR pandemi*)) OR ((covid OR covid19 OR covid-19) AND pandemic*) OR ((coronavirus* OR "corona virus*") AND pneumonia)) AND ORIG-LOAD-DATE &gt; 20200920[date changes from week to week] AND ORIG-LOAD-DATE &lt; 20200928 [date changes from week to week] AND NOT INDEX(medline)</p>	24 August and 27 September 2020	

### 6.3 Search strategy to identify ongoing studies

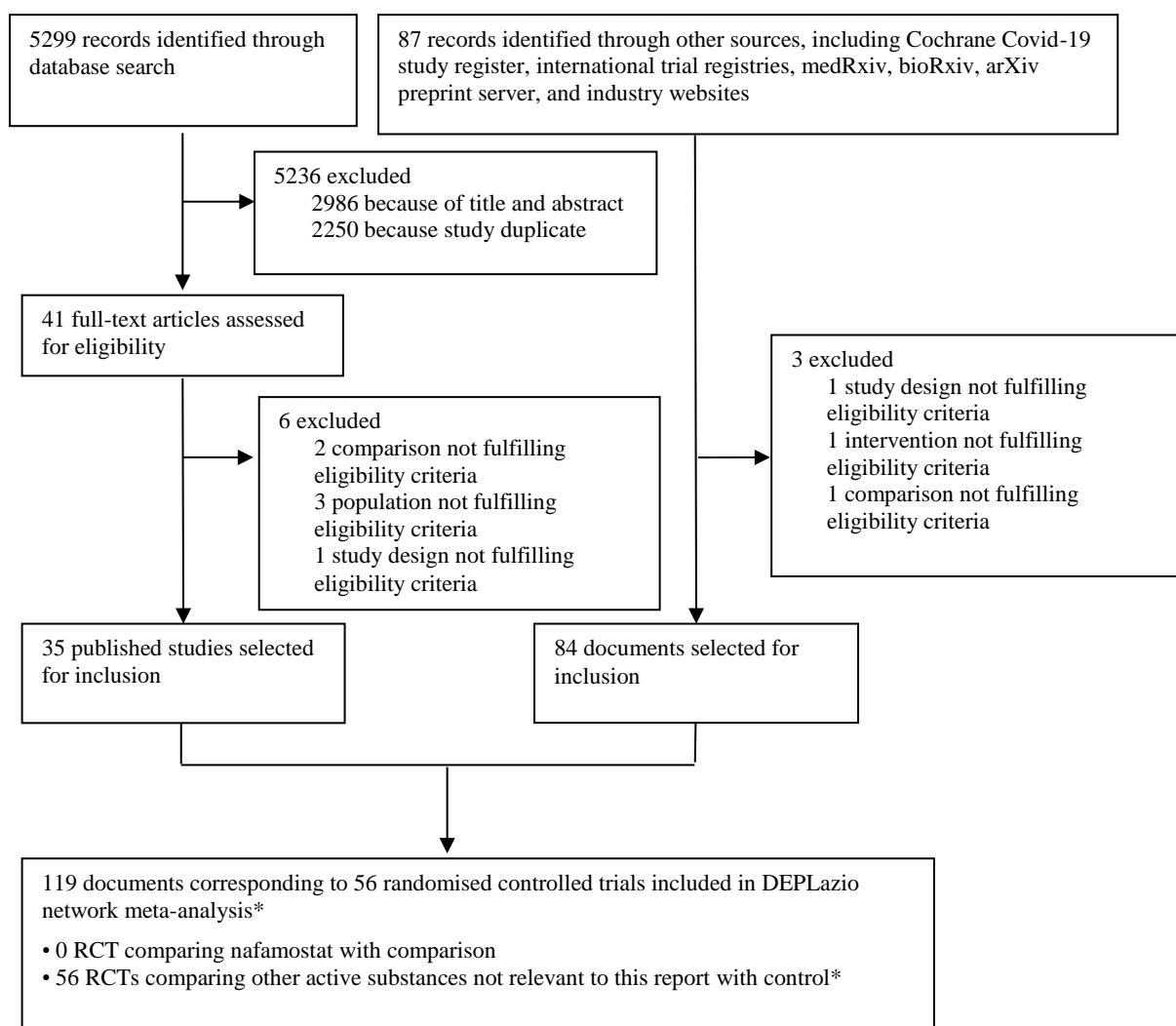
KCE is responsible for searching in trial registries to identify ongoing and unpublished studies. The combination of search terms related to COVID-19 and nafamostat are described in Table 6-3. In addition Google search is performed weekly for recent hits for “nafamostat”. Local trial registries are checked or investigators of identified trials are contacted to check the trial status. Non randomized trials are excluded. One trial listed in the local trials registry in Japan and another trial in India were thus identified.

**Table 6-3 Search strategy to identify ongoing studies**

Database	URL	Search line / search terms	Date of search	Hits retrieved
ClinicalTrials.gov	<a href="https://clinicaltrials.gov/">https://clinicaltrials.gov/</a>	“Basic search mode*” Terms used at Condition or disease: <ul style="list-style-type: none"> <li>• covid-19</li> </ul> Terms used at “other terms”: <ul style="list-style-type: none"> <li>• nafamostat</li> </ul>	12/10/2020	4 0 new
ICTRP	<a href="https://apps.who.int/trialsearch/">https://apps.who.int/trialsearch/</a>	Terms: Covid-19 and nafamostat	12/10/2020	Site inactive
ISRCTN	<a href="https://www.isrctn.com/">https://www.isrctn.com/</a>	Advanced search mode Search terms: <ol style="list-style-type: none"> <li>1. Condition: Covid-19 AND Interventions: Nafamostat</li> </ol>	12/10/2020	0 0 new
European Clinical Trials Registry	<a href="https://www.clinicaltrialsregister.eu/">https://www.clinicaltrialsregister.eu/</a>	Basic search mode Search terms: <ol style="list-style-type: none"> <li>1. covid-19 and nafamostat</li> </ol>	12/10/2020	1 0 new

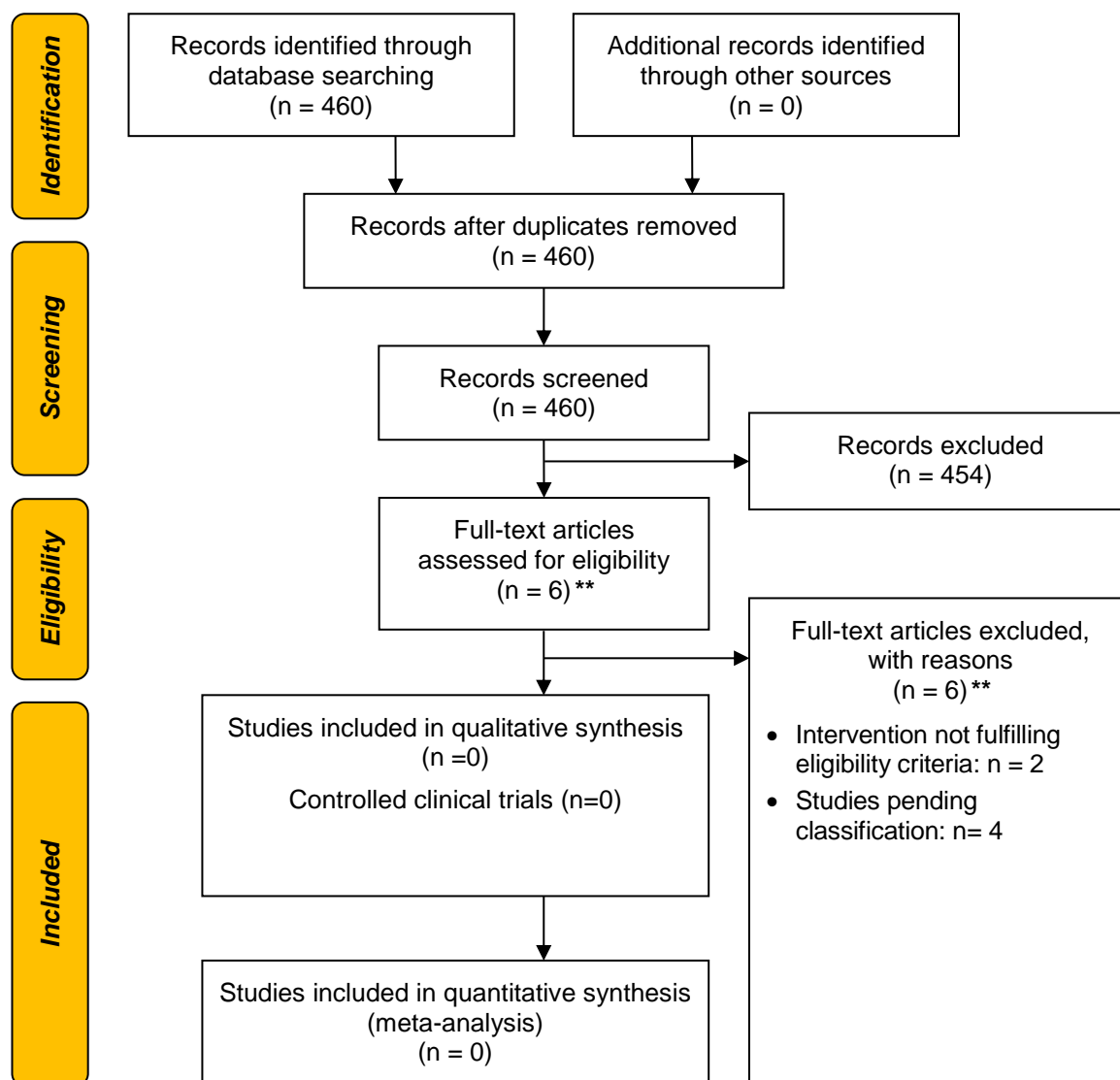
\* In Basic Search mode, one term was added to the field “condition or disease” and one term in the field “other terms”.

## 6.4 Flow diagrams



### Appendix Figure 6-1. Flow diagram depicting the selection process of RCTs

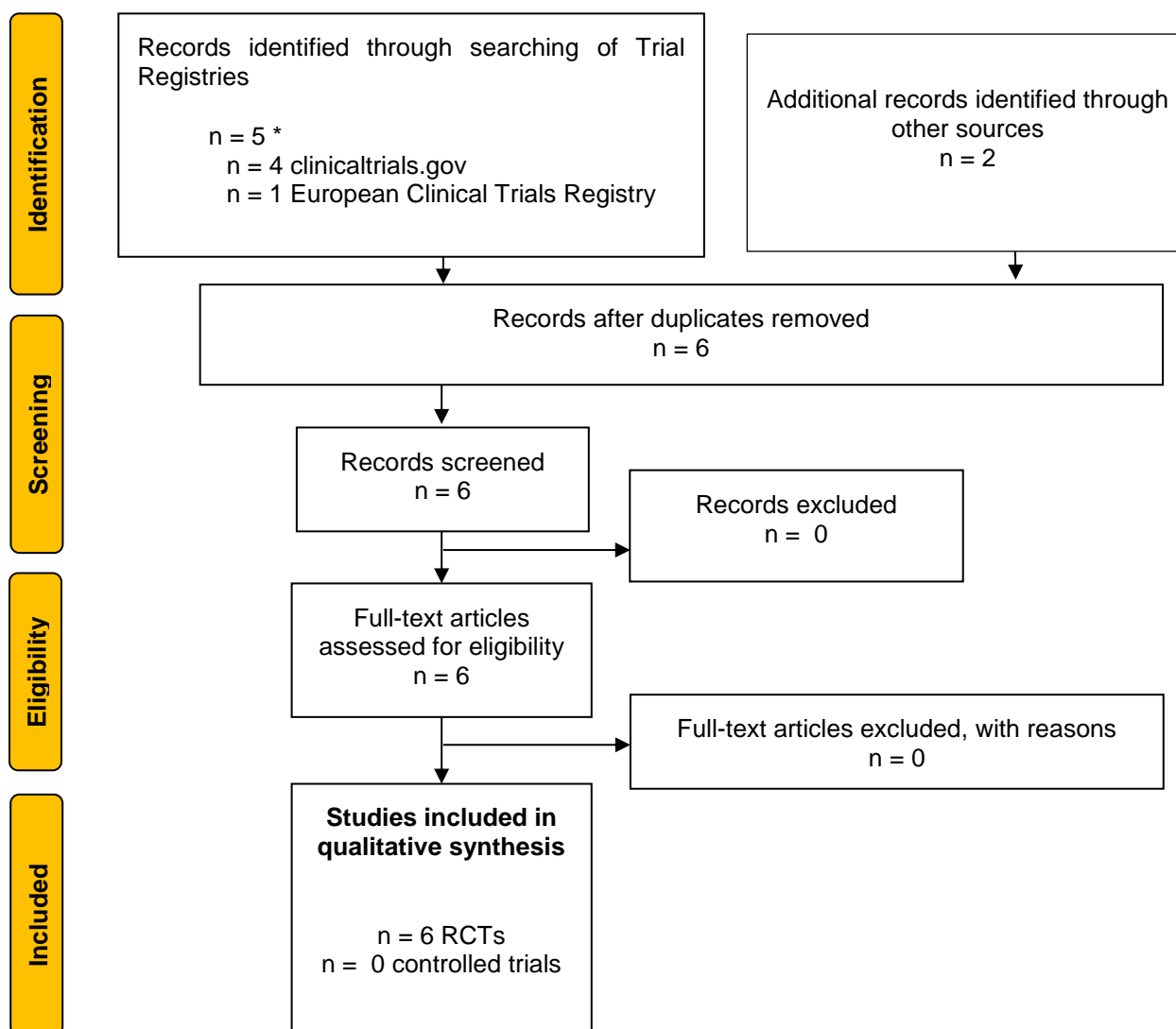
RCT = randomised controlled trial; \* The selection process was part of an external project, see <https://www.deplazio.net/farmacocovid> and Prospero ID CRD42020176914.



**Appendix Figure 6-2. Flow diagram depicting the selection process of observational studies for the period 24 August to 27 September**

\*\* studies evaluating active substances relevant to other EUnetHTA rolling collaborative reviews





**Appendix Figure 6-3. Flow diagram depicting the selection process of ongoing studies**

\* 0 added in this update; RCT = randomised controlled trial